

Biotinylated Recombinant Human ACE2

Cat. No. bs-46001P-Biotin

Description

Protein Sequence	Biotinylated Recombinant human ACE2 with a His tag and Avi at the C-terminal (Gln18-Ser740).
Source	Mammalian Expression System
Accession	Q9BYF1
Mol wt	The protein has a predicted MW of 86.5kDa. Due to glycosylation, the protein migrates to 95-110KDa based on Bis-Tris PAGE result.
Endotoxin	Less than 1EU per ug by the LAL method.
Purity	> 95% as determined by Bis-Tris PAGE
Purity	>95%as determined by HPLC
Activity assay	Not tested.

Formulation and Storage

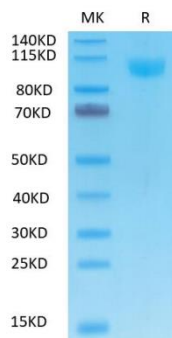
Formulation	Lyophilized powder (Lyophilized from 0.22um filtered solution in 20mM PB (pH 7.4). Normally 5% trehalose is added as protectant before lyophilization.)
Storage	The product should be stored at -70°C or -20°C.

Background

ACE2 (Angiotensin I Converting Enzyme 2) is a Protein Coding gene. Diseases associated with ACE2 include Severe Acute Respiratory Syndrome and Neurogenic Hypertension. The protein encoded by this gene belongs to the angiotensin-converting enzyme family of dipeptidyl carboxydipeptidases and has considerable homology to human angiotensin 1 converting enzyme. This secreted protein catalyzes the cleavage of angiotensin I into angiotensin 1-9, and angiotensin II into the vasodilator angiotensin 1-7.

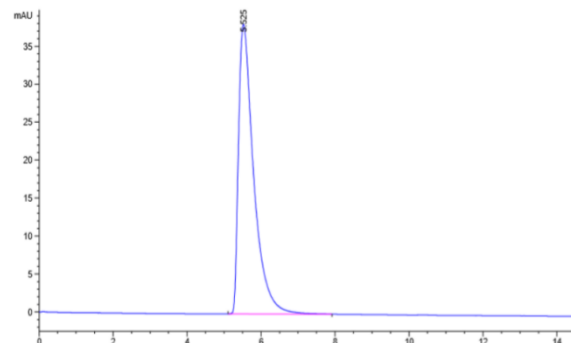
Assay Data

Tris-Bis PAGE



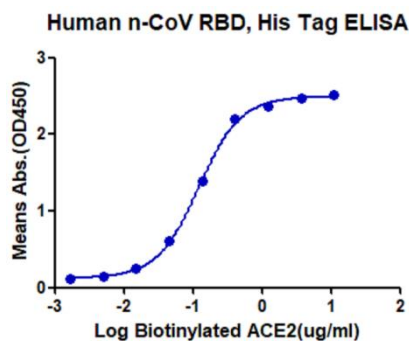
Biotinylated Recombinant human ACE2 on Tris-Bis PAGE under reduced condition. The purity is greater than 95%.

HPLC Data



The purity of Biotinylated human ACE2 is greater than 95% as determined by SEC-HPLC.

ELISA Data



Immobilized n-COV RBD at 1ug/ml(100ul/Well). Dose response curve for Biotinylated ACE2 with the EC50 of 1ug/ml determined by ELISA.